责任
Responsibility
感恩
Thanksgiving

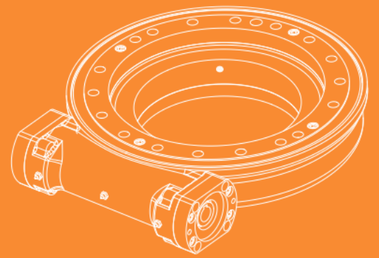

您的满意是我们永恒的追求
Your Satisfaction Is our Eternal Pursuit

COMPANY PROFILE
企业简介

实用型回转驱动、回转支承提倡者

我们致力于研究、开发、应用高质量、精密型传动设备产品。为平单轴、双轴光伏跟踪，槽式、蝶式、聚光系统提供可靠的机械执行部件保障。以专业的产品满足高空作业车、随车吊、抓木机、掘进机、喷雾设备、液压模块车、自动化流水线、风力偏航系统等平稳运行的需要。

我们不仅是您可靠的供应商，更是您真诚的合作伙伴！

Practical Slewing Drive&Slewing Bearing Promoter.

We are committed to researching, developing and applying high quality, precision transmission equipment products,who provides reliable mechanical actuator for horizonal single axis, dual-axis photovoltaic tracking system, CSP,CPV solar tracking design.Our professional and high-quality products will be also applied well as a steady solution on aerial working platform, truck crane, timber grab, drilling rig, spray equipment, hydraulic module vehicle,automated assembly lines, wind yaw systems,etc.

为客户提供
经济实用的传动方案
Providing the cost-effective and practical transmission solutions

产品应用 / Product Application

高空作业车
Aerial Working Platform

随车吊
Truck Mounted Crane

船舶吊
Marine Crane

抓木机
Timber Grab

液压模块车 Hydraulic Moudle Vehicle

道路设备
Road Construction Equipment

煤矿掘进机
Drilling Rig

喷雾设备
Spraying Equipment

单位 Units：mm
1 inch=25.4mm

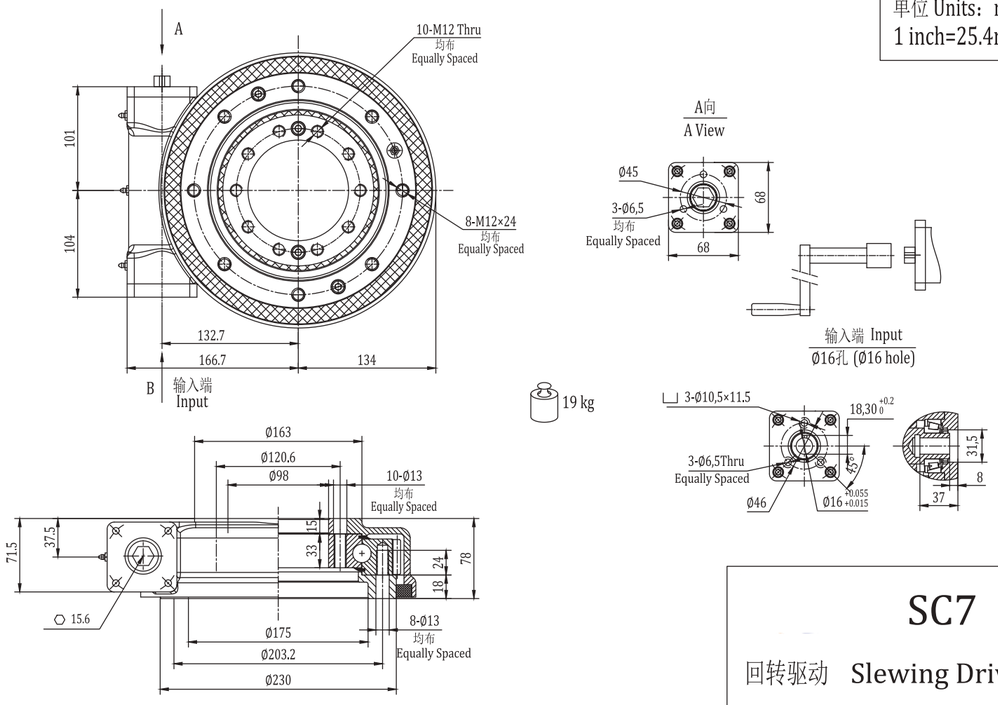

SC7

回转驱动 Slewing Drive

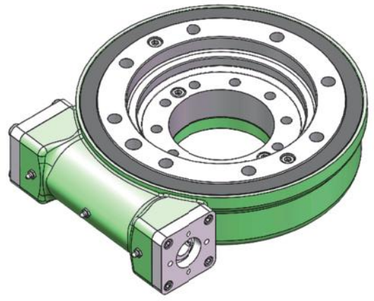



SC7 回转驱动性能参数 Slewing Drive Performance Parameters

减速比	Gear Ratio	71:1	
最大输出转矩	Output Torque（max.）	3.5 kN.m	2.58×10^3 lbf.ft
最大倾覆力矩	Tilting Moment（max.）	13.5 kN.m	9.96×10^3 lbf.ft
保持力矩	Holding Torque	10.4 kN.m	7.67×10^3 lbf.ft
轴向静载荷	Static Axial Load Rating	133 kN	30×10^3 lbf
径向静载荷	Static Radial Load Rating	53 kN	11.9×10^3 lbf
机械效率	Mechanical Efficiency	40%	
自锁性	Self-locking	可靠的静态自锁Reliable static self-locking	
精度	Precision	≤0.2°	
防护等级	IP Class	IP65	

承载力矩图
MOMENT LOAD CHART
轴向载荷 & 倾覆力矩
Axial Load & Tilting Moment

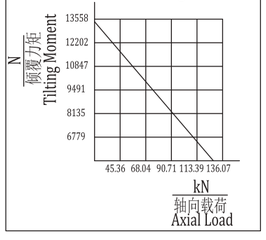

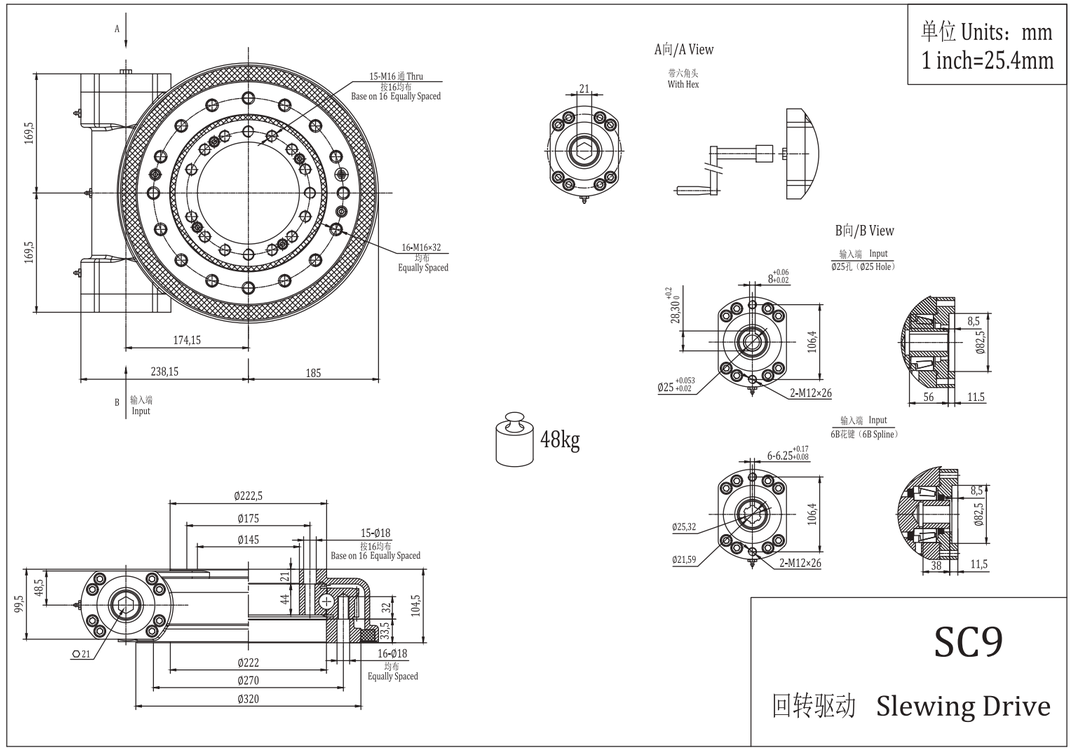



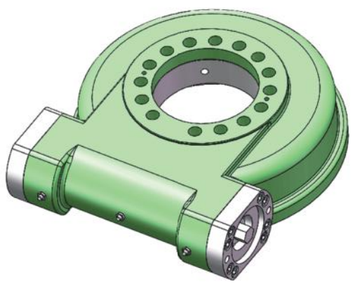

SC9 回转驱动性能参数 Slewing Drive Performance Parameters

减速比	Gear Ratio	61:1	
最大输出转矩	Output Torque（max.）	12.2 kN.m	9.0×10^3 lbf.ft
最大倾覆力矩	Tilting Moment（max.）	33.9 kN.m	25×10^3 lbf.ft
保持力矩	Holding Torque	38.7 kN.m	28.5×10^3 lbf.ft
轴向静载荷	Static Axial Load Rating	338 kN	20.3×10^3 lbf
径向静载荷	Static Radial Load Rating	135 kN	15.9×10^3 lbf
机械效率	Mechanical Efficiency	40%	
自锁性	Self-locking	可靠的静态自锁Reliable static self-locking	
精度	Precision	≤0.2°	
防护等级	IP Class	IP65	

承载力矩图
MOMENT LOAD CHART
轴向载荷 & 倾覆力矩
Axial Load & Tilting Moment

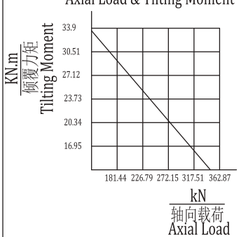

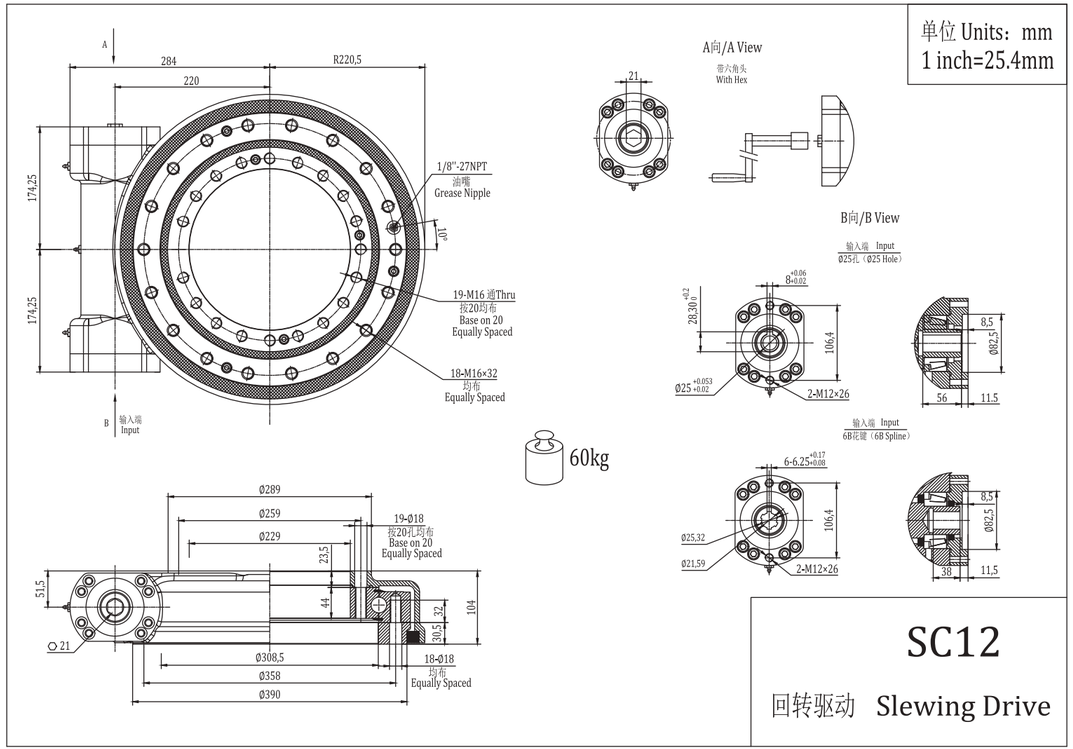

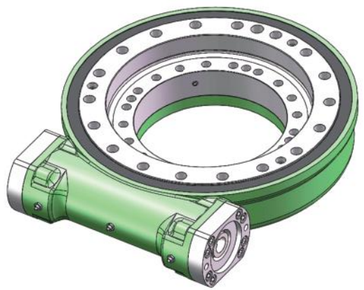



SC12 回转驱动性能参数 Slewing Drive Performance Parameters

减速比	Gear Ratio	78:1	
最大输出转矩	Output Torque（max.）	15.6 kN.m	11.5×10^3 lbf.ft
最大倾覆力矩	Tilting Moment（max.）	54.3 kN.m	40×10^3 lbf.ft
保持力矩	Holding Torque	43 kN.m	31.7×10^3 lbf.ft
轴向静载荷	Static Axial Load Rating	475 kN	106.8×10^3 lbf
径向静载荷	Static Radial Load Rating	190 kN	42.7×10^3 lbf
机械效率	Mechanical Efficiency	40%	
自锁性	Self-locking	可靠的静态自锁Reliable static self-locking	
精度	Precision	≤0.2°	
防护等级	IP Class	IP65	

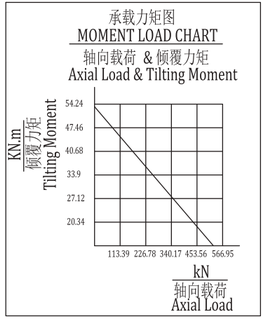

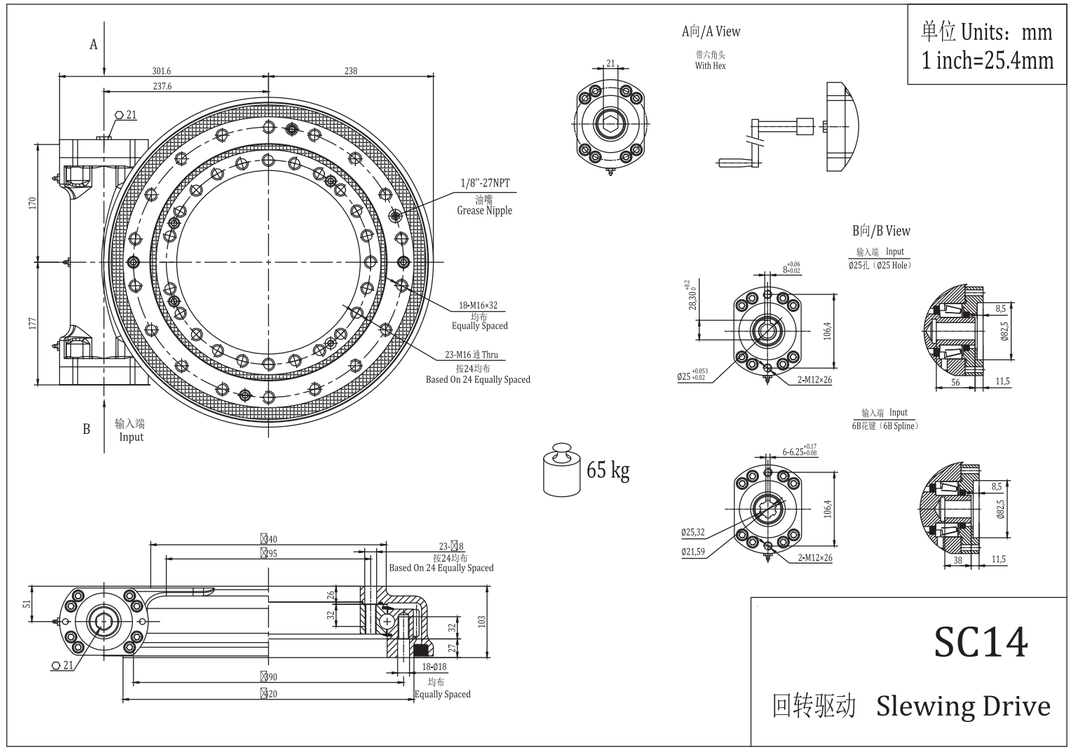

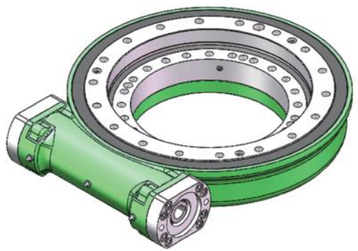

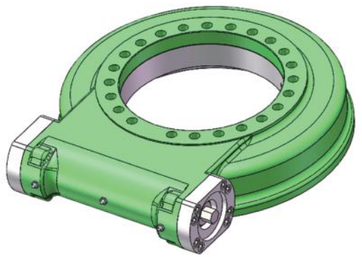

SC14 回转驱动性能参数 Slewing Drive Performance Parameters

减速比	Gear Ratio	85:1	
最大输出转矩	Output Torque（max.）	17 kN.m	12.5×10^3 lbf.ft
最大倾覆力矩	Tilting Moment（max.）	67.8 kN.m	50×10^3 lbf.ft
保持力矩	Holding Torque	48 kN.m	42×10^3 lbf.ft
轴向静载荷	Static Axial Load Rating	555 kN	124.9×10^3 lbf
径向静载荷	Static Radial Load Rating	222 kN	49.9×10^3 lbf
机械效率	Mechanical Efficiency	40%	
自锁性	Self-locking	可靠的静态自锁Reliable static self-locking	
精度	Precision	≤0.2°	
防护等级	IP Class	IP65	

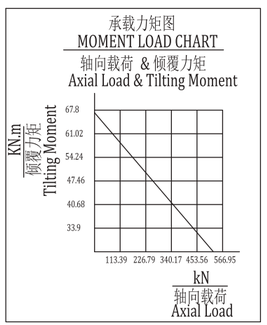

单位 Units：mm
1 inch=25.4mm

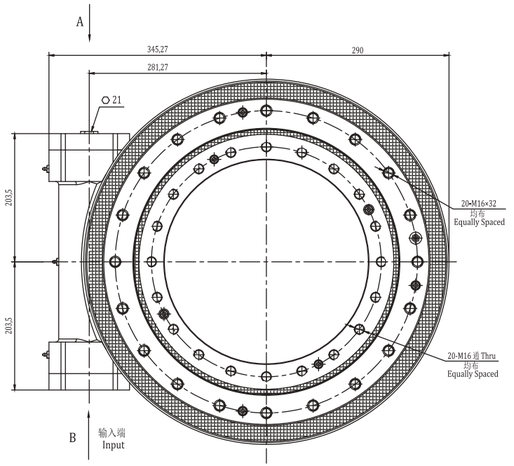

A向/A View

带六角头
With Hex

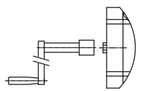

98 kg

B向/B View

输入端 Input
Ø25孔（Ø25 Hole）

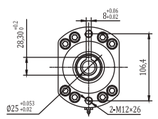

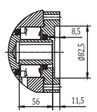

输入端 Input
6B花键（6B Spline）

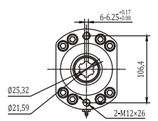

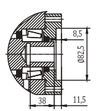

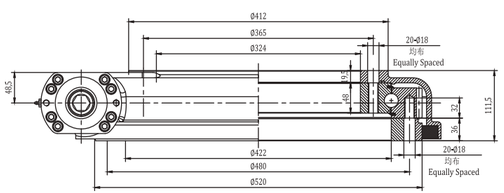

SC17

回转驱动 Slewing Drive

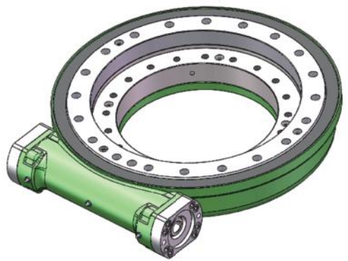



SC17 回转驱动性能参数 Slewing Drive Performance Parameters

减速比	Gear Ratio	102:1	
最大输出转矩	Output Torque （ max. ）	20.4 kN.m	15.1×10^{3} lbf.ft
最大倾覆力矩	Tilting Moment （ max. ）	135.6 kN.m	100×10^{3} lbf.ft
保持力矩	Holding Torque	72.3 kN.m	53×10^{3} lbf.ft
轴向静载荷	Static Axial Load Rating	970 kN	218×10^{3} lbf
径向静载荷	Static Radial Load Rating	390 kN	88×10^{3} lbf
机械效率	Mechanical Efficiency	40%	
自锁性	Self-locking	可靠的静态自锁 Reliable static self-locking	
精度	Precision	≤0.2°	
防护等级	IP Class	IP65	

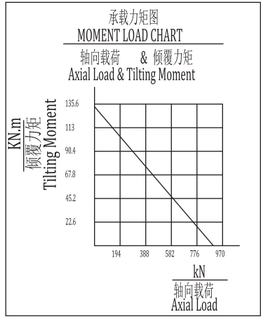

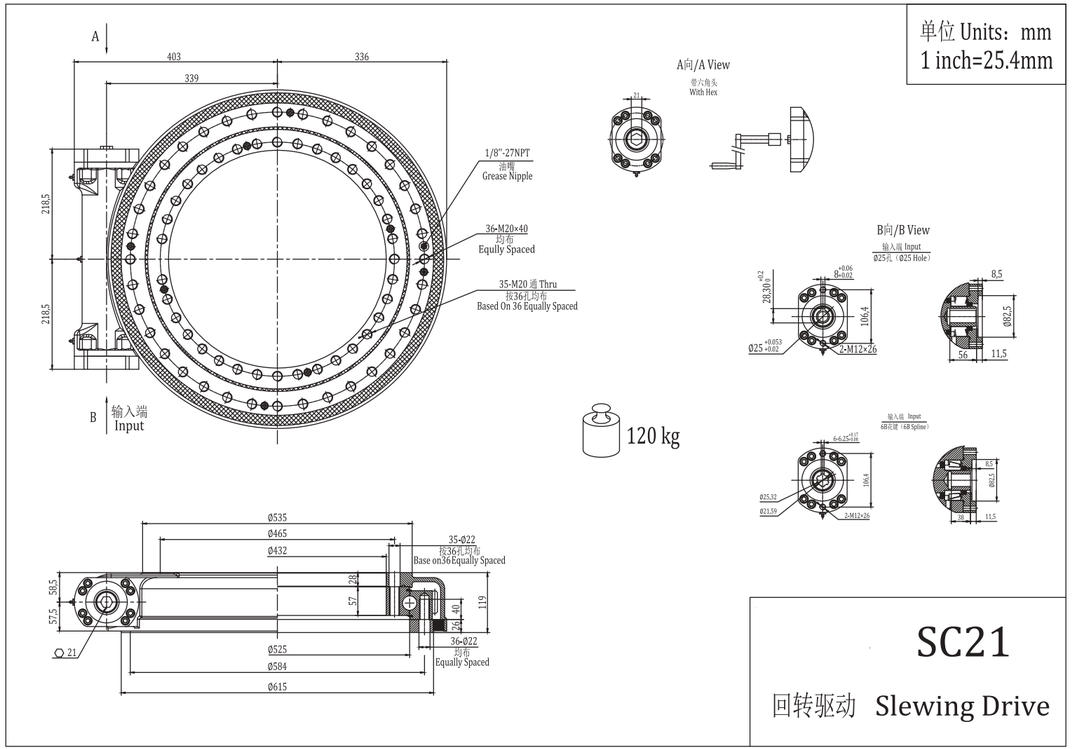

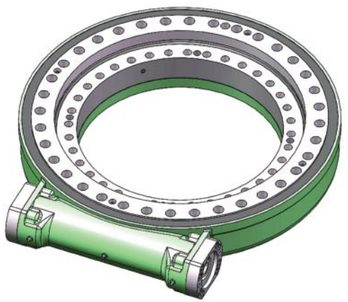



SC21 回转驱动性能参数 Slewing Drive Performance Parameters

减速比	Gear Ratio	125:1	
最大输出转矩	Output Torque（max.）	25 kN.m	18.5×10^3 lbf.ft
最大倾覆力矩	Tilting Moment（max.）	203 kN.m	149.7×10^3 lbf.ft
保持力矩	Holding Torque	105.8 kN.m	78×10^3 lbf.ft
轴向静载荷	Static Axial Load Rating	1598 kN	359.6×10^3 lbf
径向静载荷	Static Radial Load Rating	640 kN	144×10^3 lbf
机械效率	Mechanical Efficiency	40%	
自锁性	Self-locking	可靠的静态自锁Reliable static self-locking	
精度	Precision	≤0.2°	
防护等级	IP Class	IP65	

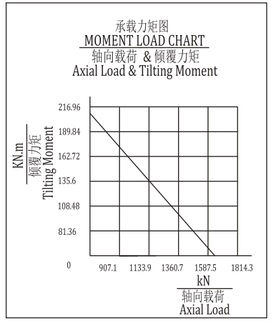

单位 Units：mm
1 inch=25.4mm

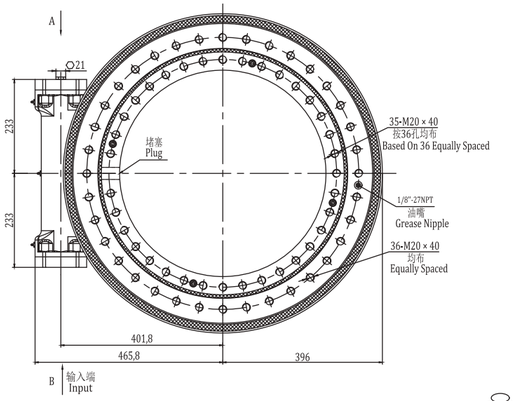

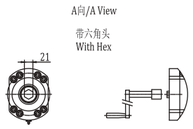

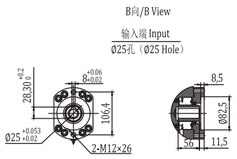

200 kg

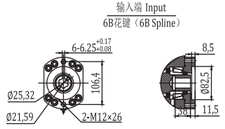

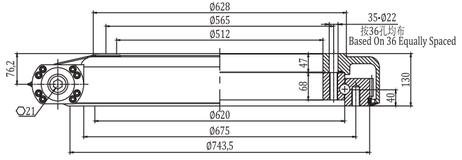

SC25

回转驱动 Slewing Drive

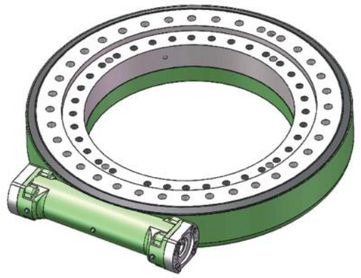

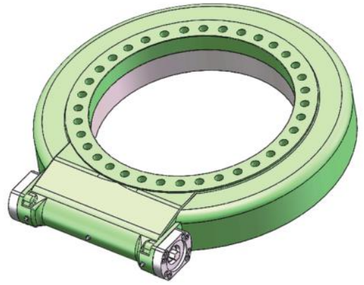

SC25 回转驱动性能参数 Slewing Drive Performance Parameters

减速比	Gear Ratio	150:1	
最大输出转矩	Output Torque （max.）	30 kN.m	22.1×10^{3} lbf.ft
最大倾覆力矩	Tilting Moment （max.）	203 kN.m	199.9×10^{3} lbf.ft
保持力矩	Holding Torque	158.3 kN.m	116.8×10^{3} lbf.ft
轴向静载荷	Static Axial Load Rating	2360 kN	531×10^{3} lbf
径向静载荷	Static Radial Load Rating	945 kN	212.6×10^{3} lbf
机械效率	Mechanical Efficiency	40%	
自锁性	Self-locking	可靠的静态自锁 Reliable static self-locking	
精度	Precision	≤0.2°	
防护等级	IP Class	IP65	



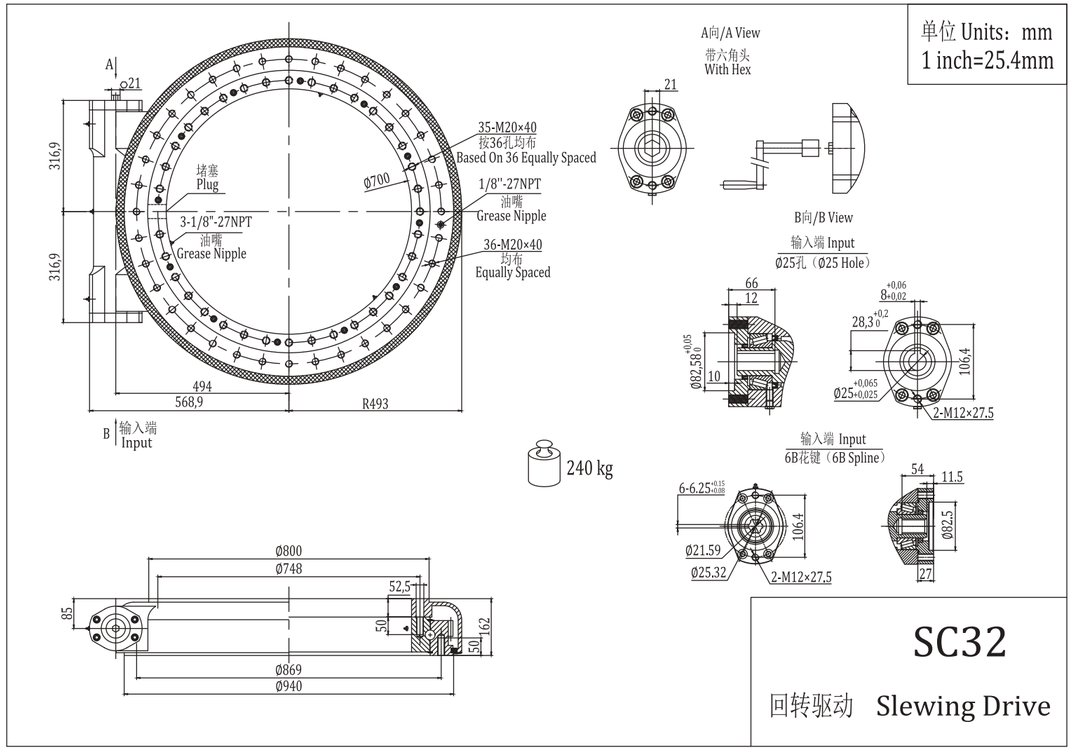

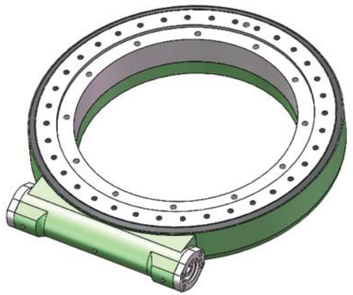

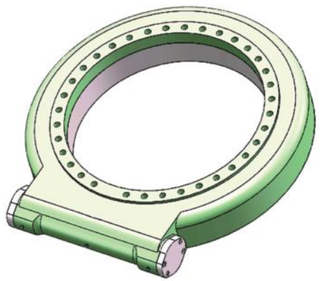

SC32 回转驱动性能参数 Slewing Drive Performance Parameters

减速比	Gear Ratio	154:1	
最大输出转矩	Output Torque（max.）	32 kN.m	23.6×10^3 lbf.ft
最大倾覆力矩	Tilting Moment（max.）	347 kN.m	256×10^3 lbf.ft
保持力矩	Holding Torque	190 kN.m	140×10^3 lbf.ft
轴向静载荷	Static Axial Load Rating	3021 kN	680×10^3 lbf
径向静载荷	Static Radial Load Rating	1210 kN	272×10^3 lbf
机械效率	Mechanical Efficiency	40%	
自锁性	Self-locking	可靠的静态自锁Reliable static self-locking	
精度	Precision	≤0.2°	
防护等级	IP Class	IP65	

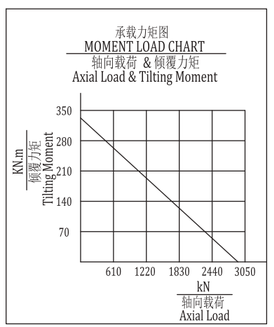

单位 Units：mm
1 inch=25.4mm

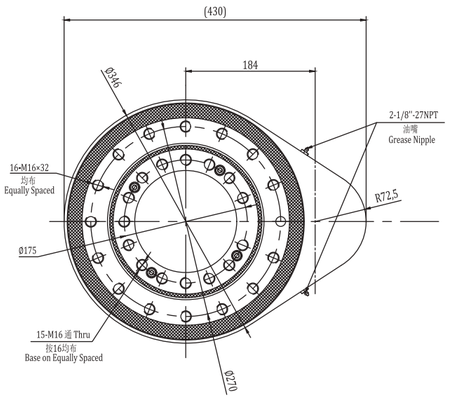

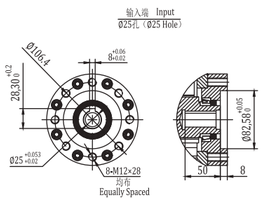

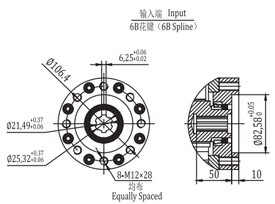

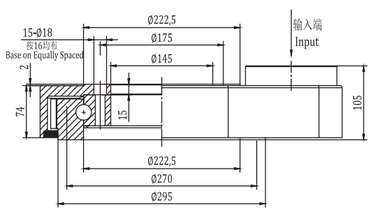

SP9

回转驱动 Slewing Drive

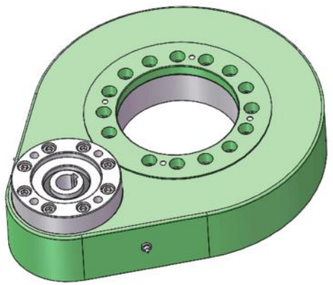

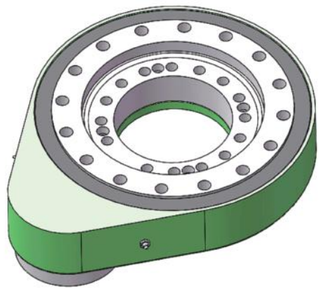

SP9 回转驱动性能参数 Slewing Drive Performance Parameters

减速比	Gear Ratio	5:1	
最大输出转矩	Output Torque（max.）	3 kN.m	2.2×10^3 lbf.ft
最大倾覆力矩	Tilting Moment（max.）	33.9 kN.m	25×10^3 lbf.ft
轴向静载荷	Static Axial Load Rating	338 kN	76.1×10^3 lbf
径向静载荷	Static Radial Load Rating	135 kN	30.4×10^3 lbf
机械效率	Mechanical Efficiency	85%~95%	
自锁性	Self-locking	可靠的静态自锁Reliable static self-locking	
精度	Precision	≤0.2°	
防护等级	IP Class	IP65	

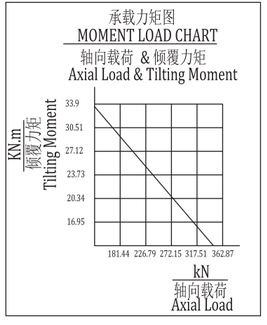

单位 Units：mm
1 inch=25.4mm

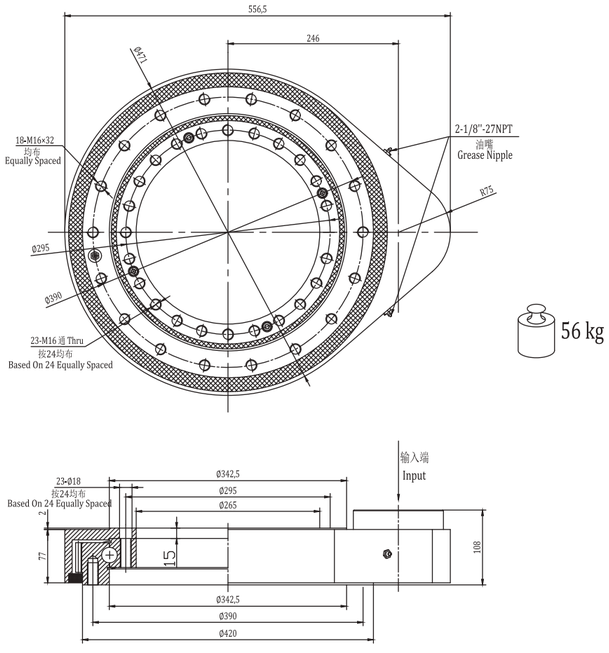

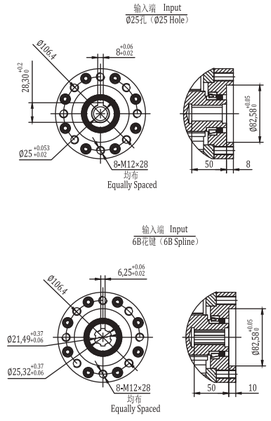

SP14

回转驱动 Slewing Drive





SP14 回转驱动性能参数 Slewing Drive Performance Parameters

减速比	Gear Ratio	7.2:1	
最大输出转矩	Output Torque（max.）	4 kN.m	2.95×10^3 lbf.ft
最大倾覆力矩	Tilting Moment（max.）	67.8 kN.m	50×10^3 lbf.ft
轴向静载荷	Static Axial Load Rating	555 kN	124.9×10^3 lbf
径向静载荷	Static Radial Load Rating	222 kN	11.9×10^3 lbf
机械效率	Mechanical Efficiency	85%~95%	
自锁性	Self-locking	可靠的静态自锁Reliable static self-locking	
精度	Precision	≤0.2°	
防护等级	IP Class	IP65	

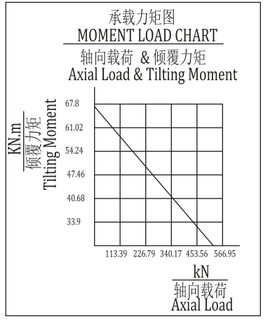

单位 Units：mm
1 inch=25.4mm

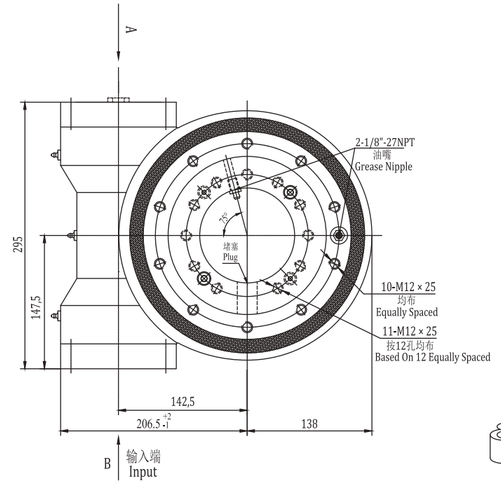

A向/A View
带六角头
With Hex

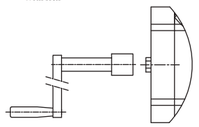

34kg

B向/B View
输入端 Input
Ø25孔（Ø25 Hole）

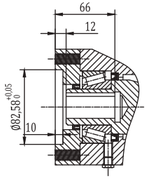

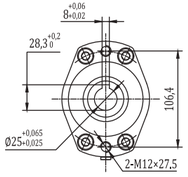

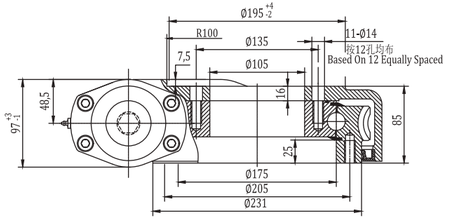

WH7

回转驱动 Slewing Drive

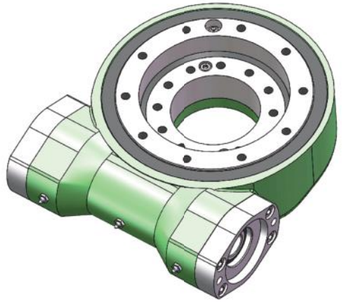



WH7 回转驱动性能参数 Slewing Drive Performance Parameters

减速比	Gear Ratio	47:1	
最大输出转矩	Output Torque（max.）	11.2 kN.m	8.27×10^3 lbf.ft
最大倾覆力矩	Tilting Moment（max.）	20.8 kN.m	15.35×10^3 lbf.ft
保持力矩	Holding Torque	24 kN.m	17.71×10^3 lbf.ft
轴向静载荷	Static Axial Load Rating	220 kN	49.5×10^3 lbf
径向静载荷	Static Radial Load Rating	90 kN	20.25×10^3 lbf
机械效率	Mechanical Efficiency	40%	
自锁性	Self-locking	可靠的静态自锁Reliable static self-locking	
精度	Precision	≤0.2°	
防护等级	IP Class	IP65	

承载力矩图
MOMENT LOAD CHART
轴向载荷 & 倾覆力矩
Axial Load & Tilting Moment

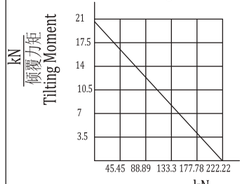

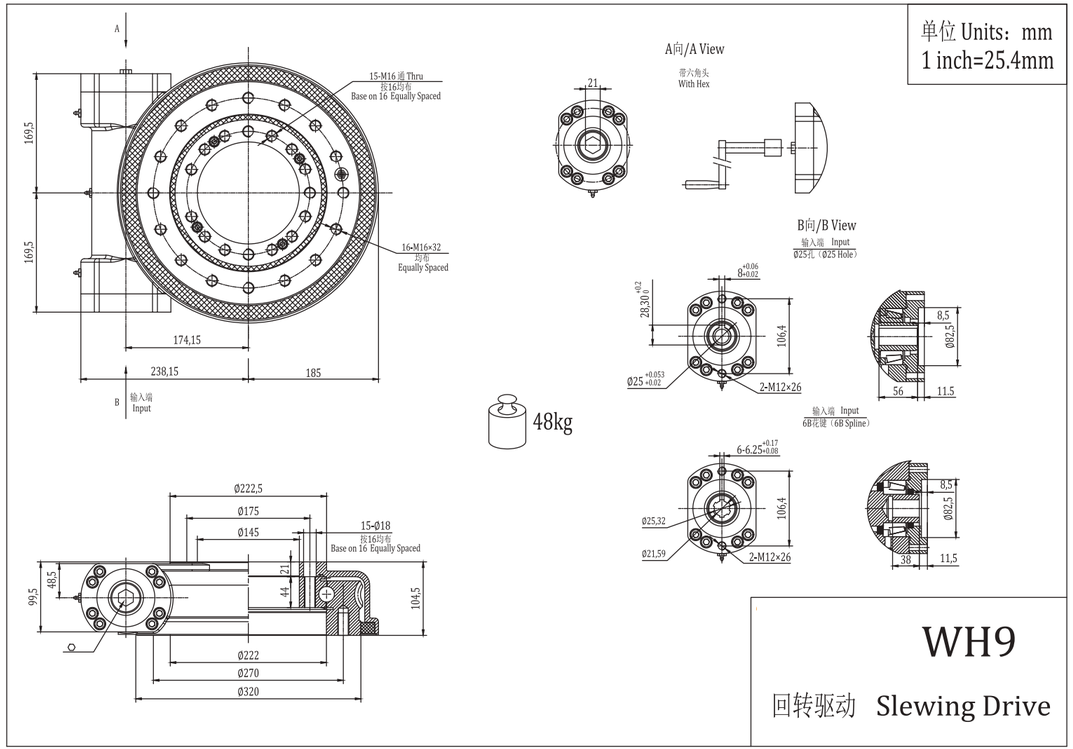

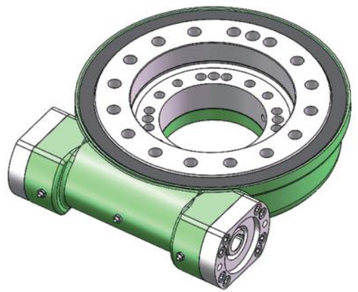

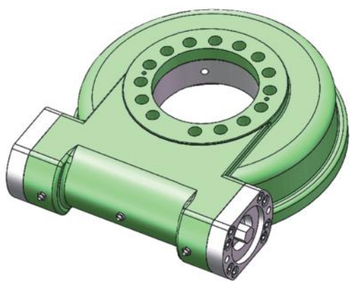

WH9 回转驱动性能参数 Slewing Drive Performance Parameters

减速比	Gear Ratio	59:1	
最大输出转矩	Output Torque（max.）	14.2 kN.m	10.5×10^3 lbf.ft
最大倾覆力矩	Tilting Moment（max.）	41.2 kN.m	30.4×10^3 lbf.ft
保持力矩	Holding Torque	38.7 kN.m	28.5×10^3 lbf.ft
轴向静载荷	Static Axial Load Rating	670 kN	150.7×10^3 lbf
径向静载荷	Static Radial Load Rating	280 kN	63×10^3 lbf
机械效率	Mechanical Efficiency	40%	
自锁性	Self-locking	可靠的静态自锁Reliable static self-locking	
精度	Precision	≤0.2°	
防护等级	IP Class	IP65	

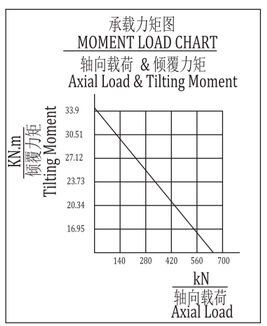

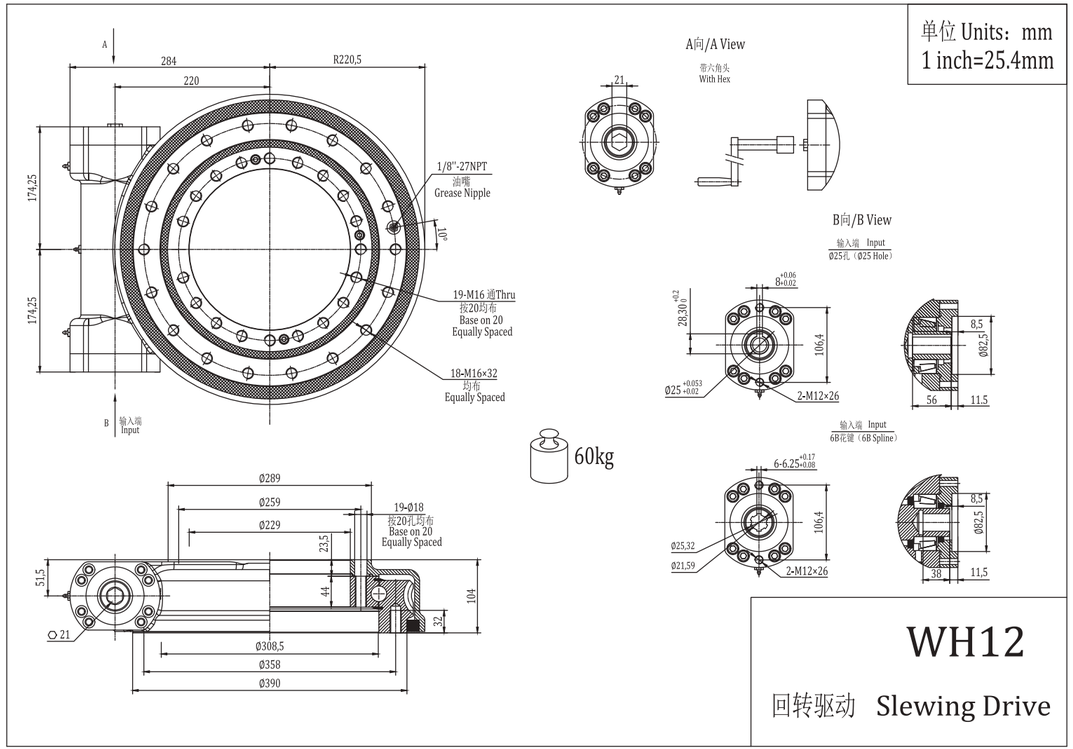

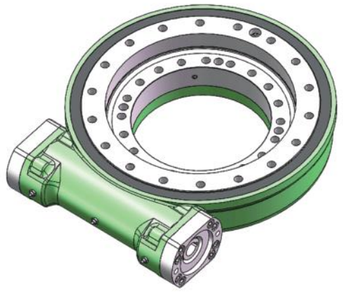



WH12 回转驱动性能参数 Slewing Drive Performance Parameters

减速比	Gear Ratio	77:1	
最大输出转矩	Output Torque（max.）	18.5 kN.m	13.7×10^3 lbf.ft
最大倾覆力矩	Tilting Moment（max.）	60 kN.m	44.3×10^3 lbf.ft
保持力矩	Holding Torque	51.2 kN.m	37.8×10^3 lbf.ft
轴向静载荷	Static Axial Load Rating	725 kN	163.1×10^3 lbf
径向静载荷	Static Radial Load Rating	270 kN	60.7×10^3 lbf
机械效率	Mechanical Efficiency	40%	
自锁性	Self-locking	可靠的静态自锁Reliable static self-locking	
精度	Precision	≤0.2°	
防护等级	IP Class	IP65	

承载力矩图
MOMENT LOAD CHART
轴向载荷 & 倾覆力矩
Axial Load & Tilting Moment

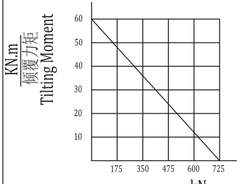

单位 Units：mm
1 inch=25.4mm

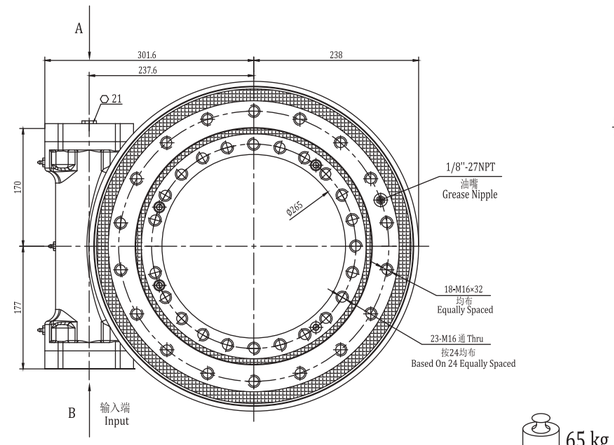

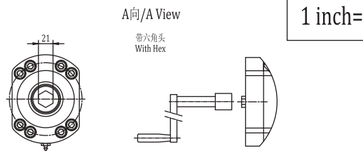

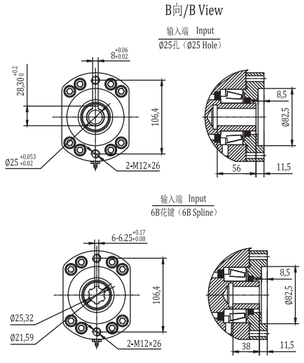

65 kg

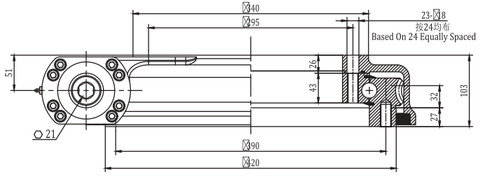

WH14

回转驱动 Slewing Drive





WH14 回转驱动性能参数 Slewing Drive Performance Parameters

减速比	Gear Ratio	84:1	
最大输出转矩	Output Torque（max.）	20.1 kN.m	14.8×10^3 lbf.ft
最大倾覆力矩	Tilting Moment（max.）	72 kN.m	53×10^3 lbf.ft
保持力矩	Holding Torque	56 kN.m	41.3×10^3 lbf.ft
轴向静载荷	Static Axial Load Rating	970 kN	218×10^3 lbf
径向静载荷	Static Radial Load Rating	380 kN	85.5×10^3 lbf
机械效率	Mechanical Efficiency	40%	
自锁性	Self-locking	可靠的静态自锁Reliable static self-locking	
精度	Precision	≤0.2°	
防护等级	IP Class	IP65	

承载力矩图
MOMENT LOAD CHART
轴向载荷 & 倾覆力矩
Axial Load & Tilting Moment

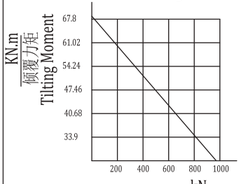

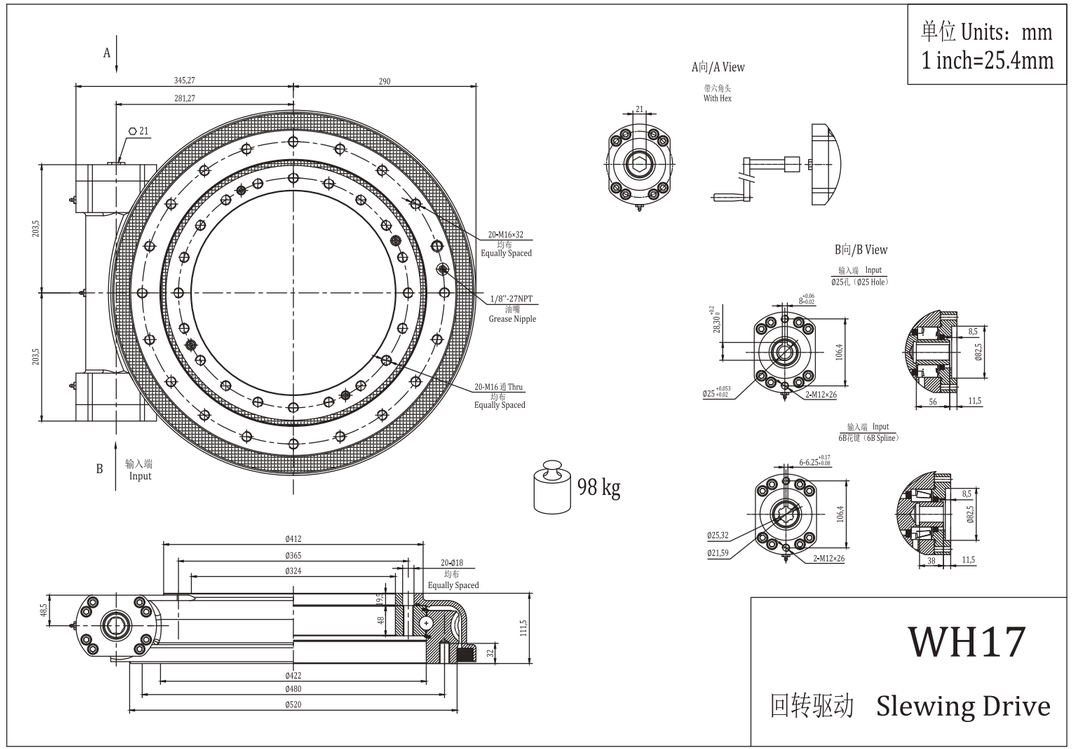

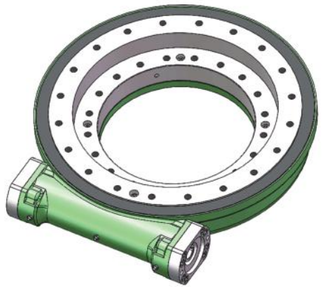



WH17 回转驱动性能参数 Slewing Drive Performance Parameters

减速比	Gear Ratio	102:1	
最大倾覆力矩	Output Torque（max.）	26.5 kN.m	19.6×10^3 lbf.ft
最大倾覆力矩	Tilting Moment（max.）	178.3 kN.m	132×10^3 lbf.ft
保持力矩	Holding Torque	88.2 kN.m	65.1×10^3 lbf.ft
轴向静载荷	Static Axial Load Rating	1130 kN	254.2×10^3 lbf
径向静载荷	Static Radial Load Rating	452 kN	101.7×10^3 lbf
机械效率	Mechanical Efficiency	40%	
自锁性	Self-locking	可靠的静态自锁Reliable static self-locking	
精度	Precision	≤0.2°	
防护等级	IP Class	IP65	

承载力矩图
MOMENT LOAD CHART
轴向载荷 & 倾覆力矩
Axial Load & Tilting Moment

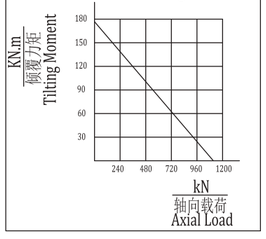

单位 Units：mm
1 inch=25.4mm

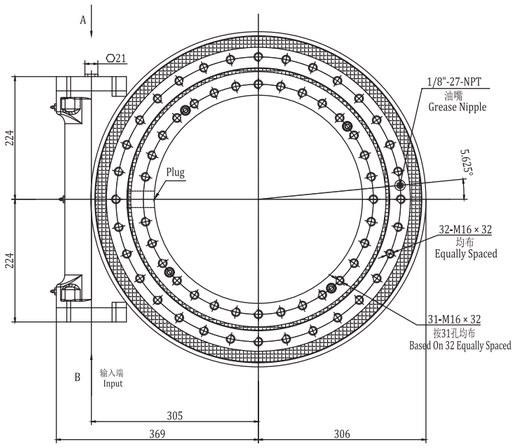

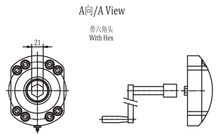

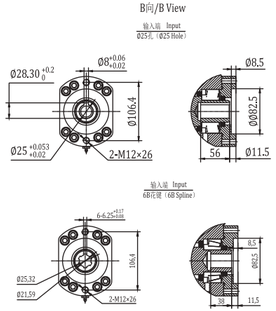

112kg

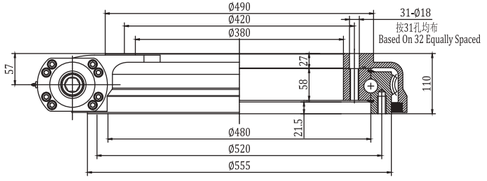

WH19

回转驱动 Slewing Drive

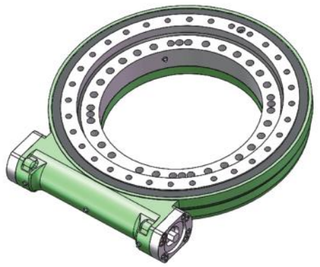

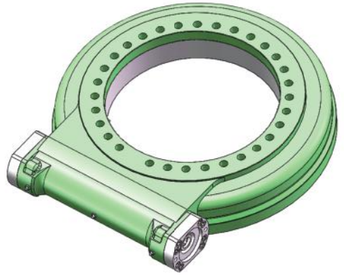

WH19 回转驱动性能参数 Slewing Drive Performance Parameters

减速比	Gear Ratio	92:1	
最大输出转矩	Output Torque（max.）	28 kN.m	20.7×10^3 lbf.ft
最大倾覆力矩	Tilting Moment（max.）	196 kN.m	144.5×10^3 lbf.ft
保持力矩	Holding Torque	80.1 kN.m	59.1×10^3 lbf.ft
轴向静载荷	Static Axial Load Rating	1800 kN	404.6×10^3 lbf
径向静载荷	Static Radial Load Rating	675 kN	151.7×10^3 lbf
机械效率	Mechanical Efficiency	40%	
自锁性	Self-locking	可靠的静态自锁Reliable static self-locking	
精度	Precision	≤0.2°	
防护等级	IP Class	IP65	

承载力矩图
MOMENT LOAD CHART
轴向载荷 & 倾覆力矩
Axial Load & Tilting Moment

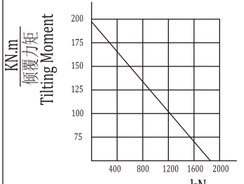

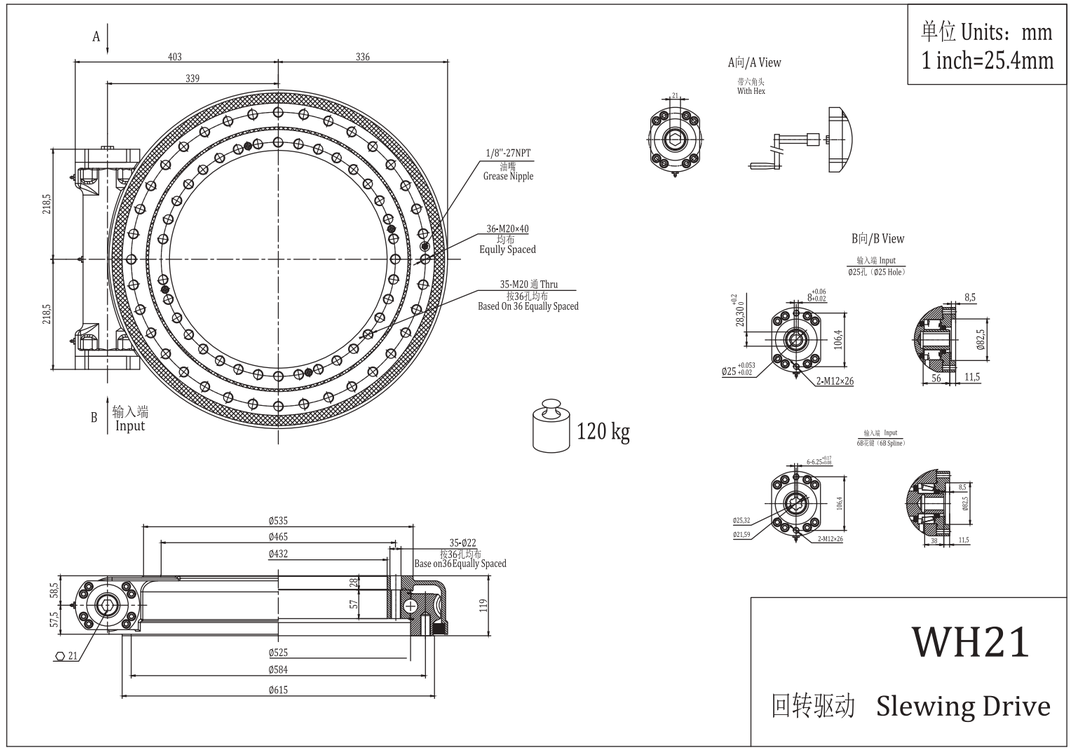





WH21 回转驱动性能参数 Slewing Drive Performance Parameters

减速比	Gear Ratio	125:1	
最大输出转矩	Output Torque（max.）	30 kN.m	22.1×10^3 lbf.ft
最大倾覆力矩	Tilting Moment（max.）	223 kN.m	164.6×10^3 lbf.ft
保持力矩	Holding Torque	140 kN.m	103.3×10^3 lbf.ft
轴向静载荷	Static Axial Load Rating	1917 kN	431.3×10^3 lbf
径向静载荷	Static Radial Load Rating	768 kN	172.8×10^3 lbf
机械效率	Mechanical Efficiency	40%	
自锁性	Self-locking	可靠的静态自锁Reliable static self-locking	
精度	Precision	≤0.2°	
防护等级	IP Class	IP65	

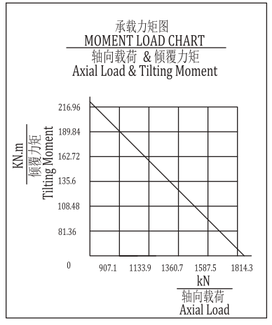

单位 Units：mm
1 inch=25.4mm

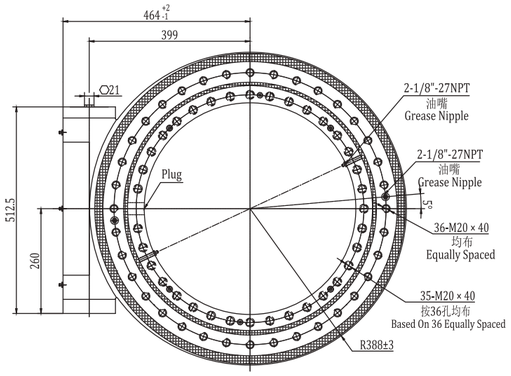

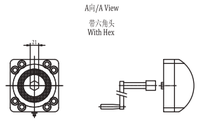

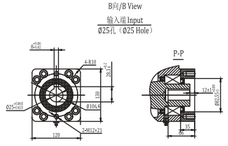

210 kg

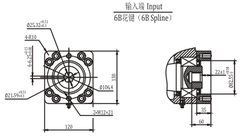

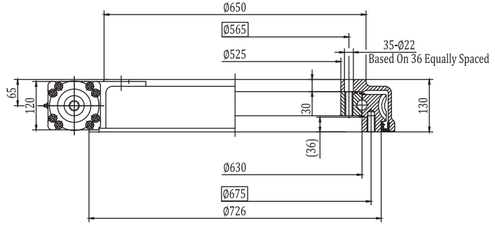

WH25

回转驱动　Slewing Drive

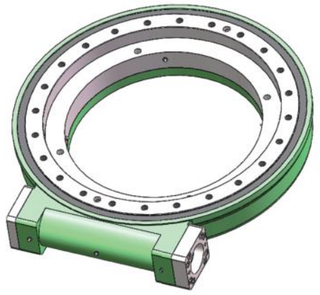



WH25 回转驱动性能参数 Slewing Drive Performance Parameters

减速比	Gear Ratio	104:1	
最大输出转矩	Output Torque（max.）	32 kN.m	23.6×10^3 lbf.ft
最大倾覆力矩	Tilting Moment（max.）	286 kN.m	221.4×10^3 lbf.ft
保持力矩	Holding Torque	224.7 kN.m	165.8×10^3 lbf.ft
轴向静载荷	Static Axial Load Rating	2680 kN	603×10^3 lbf
径向静载荷	Static Radial Load Rating	1120 kN	252×10^3 lbf
机械效率	Mechanical Efficiency	40%	
自锁性	Self-locking	可靠的静态自锁Reliable static self-locking	
精度	Precision	≤0.2°	
防护等级	IP Class	IP65	

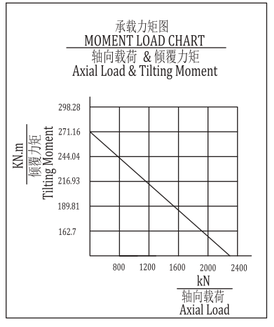

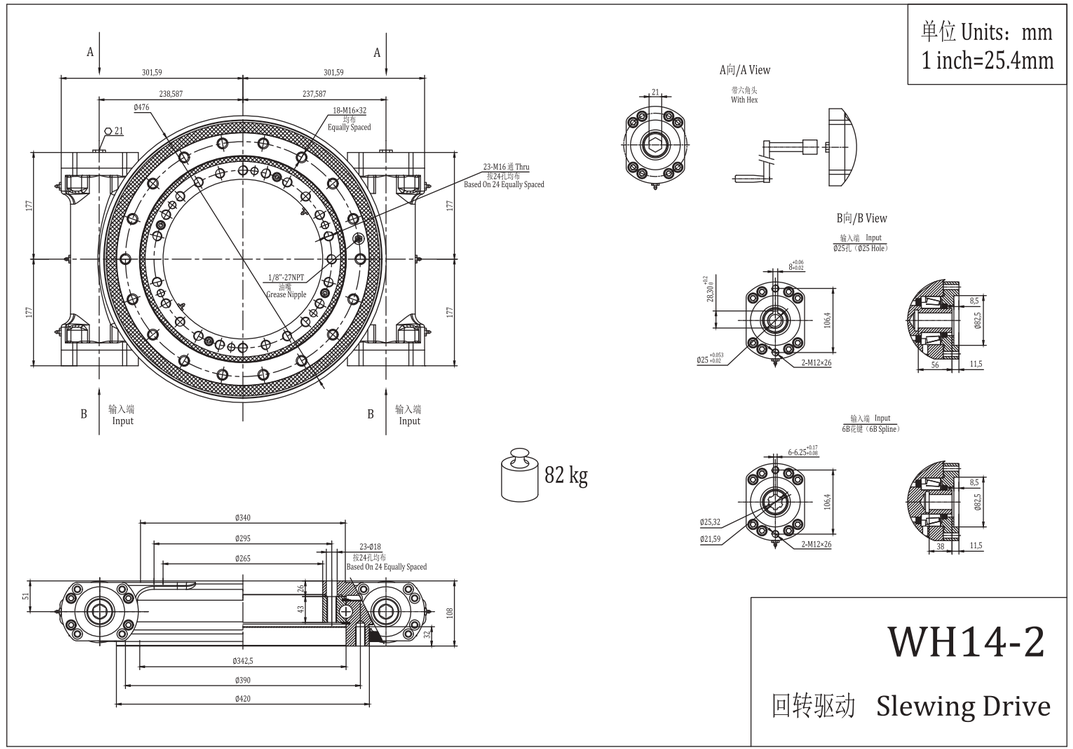

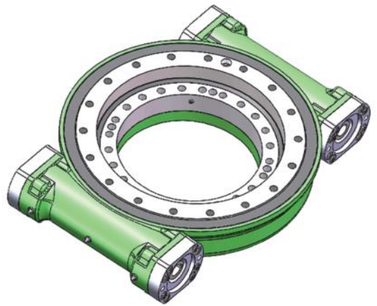

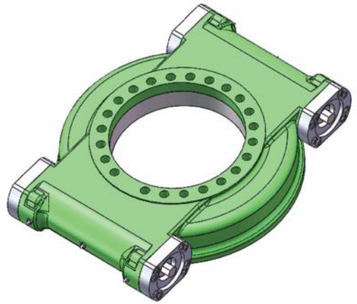

WH14-2 回转驱动性能参数 Slewing Drive Performance Parameters

减速比	Gear Ratio	84:1	
最大输出转矩	Output Torque（max.）	26.9 kN.m	19.9×10^3 lbf.ft
最大倾覆力矩	Tilting Moment（max.）	81 kN.m	59.7×10^3 lbf.ft
保持力矩	Holding Torque	102 kN.m	75.2×10^3 lbf.ft
轴向静载荷	Static Axial Load Rating	970 kN	218×10^3 lbf
径向静载荷	Static Radial Load Rating	380 kN	85.5×10^3 lbf
机械效率	Mechanical Efficiency	40%	
自锁性	Self-locking	可靠的静态自锁Reliable static self-locking	
精度	Precision	≤0.2°	
防护等级	IP Class	IP65	

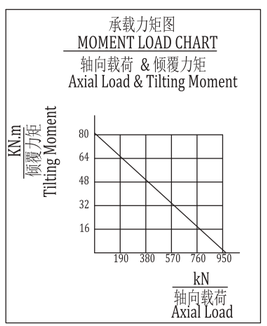

单位 Units：mm
1 inch=25.4mm

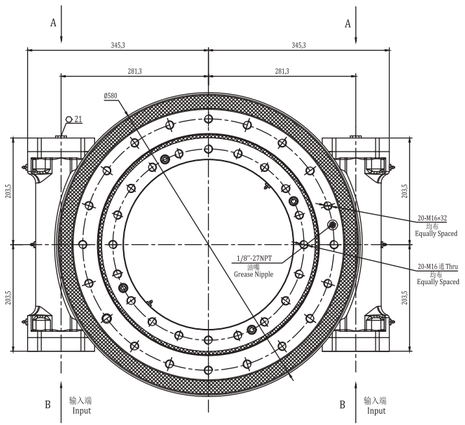

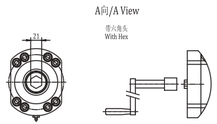

117 kg

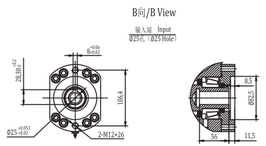

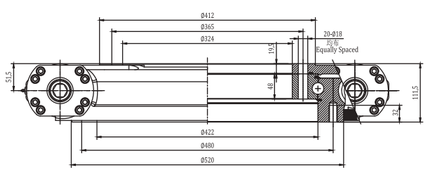

WH17-2

回转驱动 Slewing Drive

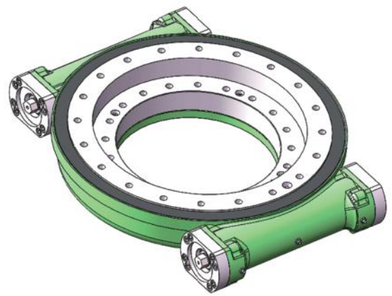

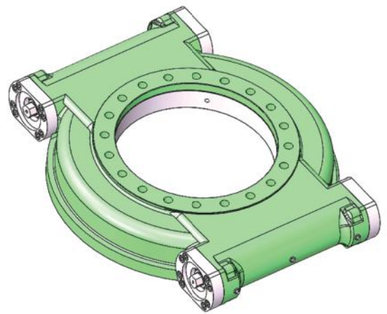

WH17-2 回转驱动性能参数 Slewing Drive Performance Parameters

减速比	Gear Ratio	102:1	
最大输出转矩	Output Torque（max.）	32.6 kN.m	24.1×10^3 lbf.ft
最大倾覆力矩	Tilting Moment（max.）	160 kN.m	118×10^3 lbf.ft
保持力矩	Holding Torque	152 kN.m	112.2×10^3 lbf.ft
轴向静载荷	Static Axial Load Rating	1110 kN	249.8×10^3 lbf
径向静载荷	Static Radial Load Rating	414 kN	93.2×10^3 lbf
机械效率	Mechanical Efficiency	40%	
自锁性	Self-locking	可靠的静态自锁Reliable static self-locking	
精度	Precision	≤0.2°	
防护等级	IP Class	IP65	

承载力矩图
MOMENT LOAD CHART
轴向载荷 & 倾覆力矩
Axial Load & Tilting Moment

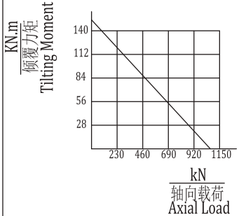

单位 Units：mm
1 inch=25.4mm

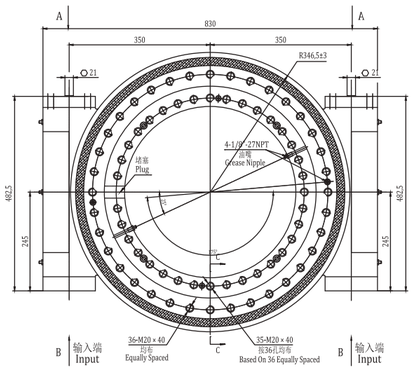

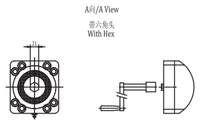

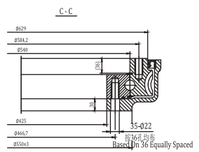

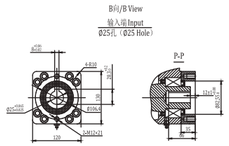

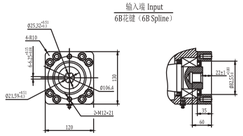

172 kg

WH21-2

回转驱动 Slewing Drive

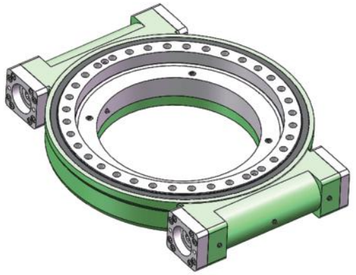

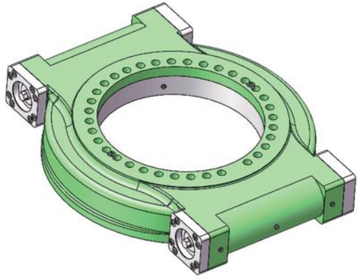

WH21-2 回转驱动性能参数 Slewing Drive Performance Parameters

减速比	Gear Ratio	90:1	
最大输出转矩	Output Torque（max.）	48 kN.m	35.4×10^3 lbf.ft
最大倾覆力矩	Tilting Moment（max.）	203 kN.m	150×10^3 lbf.ft
保持力矩	Holding Torque	211.6 kN.m	156×10^3 lbf.ft
轴向静载荷	Static Axial Load Rating	1598 kN	359×10^3 lbf
径向静载荷	Static Radial Load Rating	640kN	144×10^3 lbf
机械效率	Mechanical Efficiency	40%	
自锁性	Self-locking	可靠的静态自锁Reliable static self-locking	
精度	Precision	≤0.2°	
防护等级	IP Class	IP65	

承载力矩图
MOMENT LOAD CHART
轴向载荷 & 倾覆力矩
Axial Load & Tilting Moment

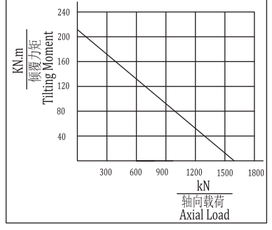

回转支承 Slewing Bearing / Ring

Outer Teeh 外齿型

Inner Teeth 内齿型

No Teeth 无齿型

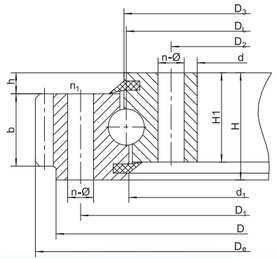

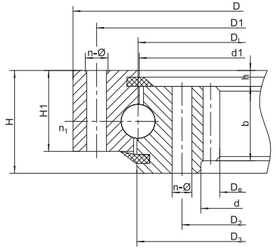

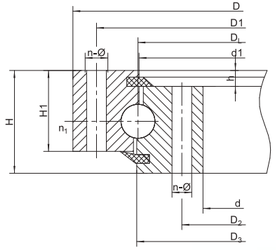

回转支承尺寸表 Slewing Ring Dimension

基本型号 Model			外形尺寸 Outer Dimension			安装尺寸 Mounting Dimension				结构尺寸 Structure Dimension					齿轮参数 Gear Data			外齿参数 Outer Teeth Data		内齿参数 Inner Teeth Data		齿轮圆周力 Gear Circumferential Force	
无齿式 No Teeth DL mm	外齿式 Outer Teeth DL mm	内齿式 Inner Teeth DL mm	D mm	d mm	H mm	D1 mm	D2 mm	n	Φ mm	n1	D3 mm	d1 mm	H1 mm	h	b mm	x	m mm	De mm	z	De mm	z	正火 Z 104 N	调质 T 104 N
010.20.200	010.20.200	-	280	120	60	248	152	12	16	2	201	199	50	10	40	0	3	300	98	-	-	-	-
010.20.224	010.20.224	-	301	144	60	272	176	12	16	2	225	223	50	10	40	0	3	321	105	-	-	-	-
010.20.250	010.20.250	-	330	170	60	298	202	18	16	2	251	249	50	10	40	0	4	352	86	-	-	-	-
010.20.280	010.20.280	-	360	200	60	328	232	18	16	2	281	279	50	10	40	0	4	384	94	-	-	-	-
010.25.315	010.25.315	010.25.315	408	222	70	372	258	20	18	2	316	314	60	10	50	0	5	435	85	190	40	_2.9	_4.4
010.25.355	010.25.355	010.25.355	448	262	70	412	298	20	18	2	356	354	60	10	50	0	5	475	93	235	49	_2.9	_4.4
010.25.400	010.25.400	010.25.400	493	307	70	457	343	20	18	2	401	399	60	10	50	0	6	528	86	276	48	_3.5	_5.3
010.25.450	010.25.450	010.25.450	543	357	70	507	393	20	18	2	451	499	60	10	50	0	6	576	94	324	56	_3.5	_5.3
010.30.500	010.30.500	010.30.500	602	398	80	566	434	20	18	4	501	498	70	10	60	0.5	5	629	123	367	74	3.7	5.2
	010.30.500	010.30.500															6	628.8	102	368.4	62	4.5	6.2
010.25.500	010.25.500	010.25.500	602	398	80	566	434	20	18	4	501	499	70	10	60	0.5	5	629	123	367	74	3.7	5.2
	010.25.500	010.25.500															6	628.8	102	368.4	62	4.5	6.2
010.30.560	010.30.560	010.30.560	662	458	80	626	494	20	18	4	561	558	70	10	60	0.5	6	689	135	427	86	3.7	5.2
	010.30.560	010.30.560															8	688.8	112	428.4	72	4.5	6.2
010.25.560	010.25.560	010.25.560	662	458	80	626	494	20	18	4	561	558	70	10	60	0.5	6	772.8	135	427	86	3.7	5.2
	010.25.560	010.25.560															8	774.4	112	428.4	72	4.5	6.2
010.30.630	010.30.630	010.30.630	732	528	80	696	564	24	18	4	631	628	70	10	60	0.5	6	772.8	126	494.4	83	4.5	6.2
	010.30.630	010.30.630															8	774.4	94	491.2	62	6	8.3
010.25.630	010.25.630	010.25.630	732	528	80	696	564	24	18	4	631	629	70	10	60	0.5	8	850.8	126	494.4	83	4.5	6.2
	010.25.630	010.25.630															10	845.4	94	491.2	62	6	8.3
010.30.710	010.30.710	010.30.710	812	608	80	776	644	24	18	4	711	708	70	10	60	0.5	8	850.8	139	572.4	96	4.5	6.2
	010.30.710	010.30.710															10	854.4	104	571.2	72	6	8.3
010.25.710	010.25.710	010.25.710	812	608	80	776	644	24	18	4	711	708	70	10	60	0.5	8	966.4	139	572.4	96	6	6.2
	010.25.710	010.25.710															10	968	104	571.2	72	8	8.9
010.40.800	010.40.800	010.40.800	922	678	100	878	722	30	22	6	801	798	90	10	80	0.5	8	966.4	118	635.2	80	8	11.1
	010.40.800	010.40.800															10	968	94	634	64	10	14
010.30.800	010.30.800	010.30.800	922	678	100	878	722	30	22	6	801	798	90	10	80	0.5	8	966.4	118	635.2	80	8	11.1
	010.30.800	010.30.800															10	968	94	634	64	10	14
010.40.900	010.40.900	010.40.900	1022	778	100	978	822	30	22	6	901	898	90	10	80	0.5	8	1062.4	130	739.2	93	8	11.1
	010.40.900	010.40.900															10	1068	101	734	74	10	14
010.30.900	010.30.900	010.30.900	1022	778	100	978	822	30	22	6	901	898	90	10	80	0.5	10	1062.4	130	739.2	93	8	11.1
	010.30.900	010.30.900															12	1068	104	734	74	10	14
010.40.1000	010.40.1000	010.40.1000	1122	878	100	1078	922	36	22	6	1001	998	90	10	80	0.5	10	1188	116	824	83	10	14
	010.40.1000	010.40.1000															12	1185.6	96	820.8	69	12	16.7
010.30.1000	010.30.1000	010.30.1000	1122	878	100	1078	922	36	22	6	1001	998	90	10	80	0.5	10	1188	116	824	83	10	14
	010.30.1000	010.30.1000															12	1185.6	96	820.8	69	12	16.7
010.40.1120	010.40.1120	010.40.1120	1242	998	100	1198	1042	36	22	6	1121	1118	90	10	80	0.5	10	1298	127	944	95	10	14
	010.40.1120	010.40.1120															12	1305.6	106	940.8	79	12	16.7
010.10.1120	010.10.1120	010.10.1120	1242	998	100	1198	1042	36	22	6	1121	1118	90	10	80	0.5	10	1298	127	944	95	10	14
	010.10.1120	010.10.1120															12	1305.6	106	940.8	79	12	16.7
010.45.1250	010.45.1250	010.45.1250	1390	1110	110	1337	1163	40	26	5	1252	1248	100	10	90	0.5	12	1449.6	118	1048.8	88	13.5	18.8
	010.45.1250	010.45.1250															14	1453.2	101	1041.6	75	15.8	21.9

To Be Your Sincere Partner